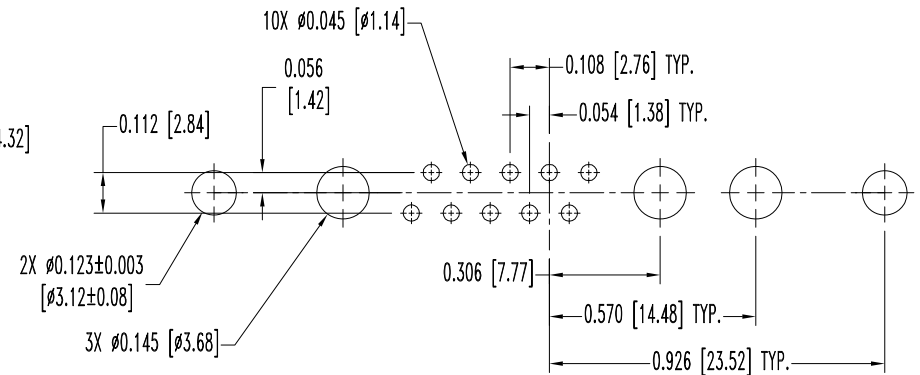
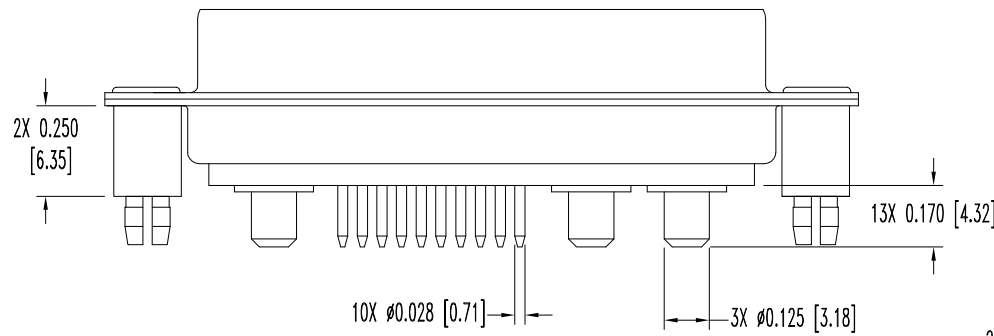
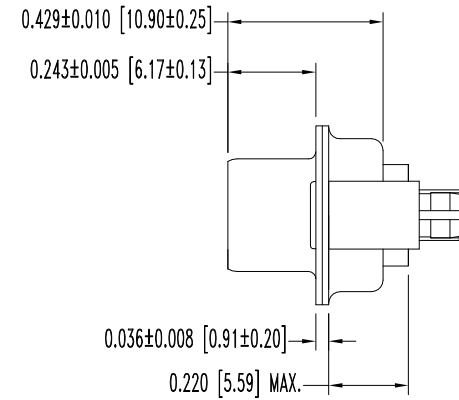
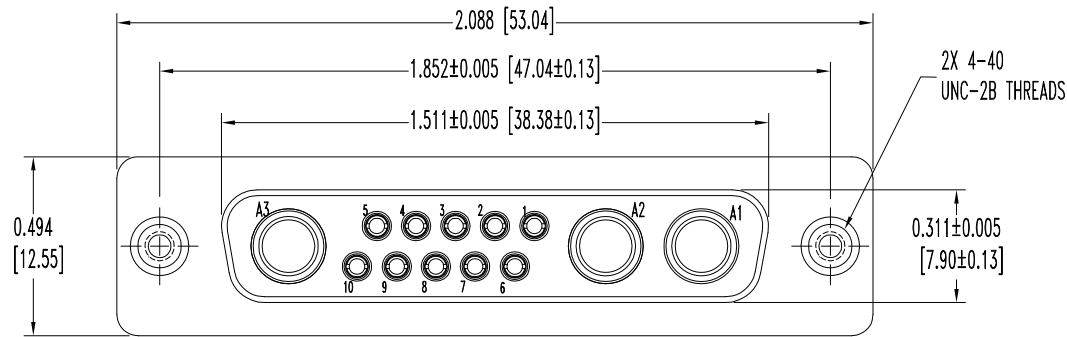


THIS DRAWING CONTAINS INFORMATION PROPRIETARY TO POSITRONIC AND ITS SUBSIDIARIES. POSITRONIC BELIEVES THE DATA ON THIS DRAWING TO BE RELIABLE. SINCE THE TECHNICAL INFORMATION IS GIVEN FREE OF CHARGE, THE USER EMPLOYS SUCH INFORMATION AT HIS OWN DISCRETION AND RISK. POSITRONIC ASSUMES NO RESPONSIBILITY FOR RESULTS OBTAINED OR DAMAGES INCURRED FROM USE OF SUCH INFORMATION IN WHOLE OR IN PART.

DATE	REV	REVISION RECORD	APP	DR	CK
3-11-03	NC	ECO 20689	RCW	ME	COLE
2-24-10	A	ECO 32155	TK	BS	TK



CONTACT HOLE PATTERN

NOTES:

1. MATERIALS AND FINISHES:

INSULATOR: GLASS FILLED POLYESTER PER ASTM-D5927, UL 94V-0, COLOR: BLUE.

CONTACTS: PRECISION MACHINED COPPER ALLOY, GOLD FLASH OVER NICKEL PLATE.

SHELLS: STEEL WITH TIN PLATE.

PUSH-ON FASTENERS: PHOSPHOR BRONZE WITH TIN PLATE.

2. DETAILED PRODUCT, MECHANICAL, AND ELECTRICAL INFORMATION IS AVAILABLE IN THE LATEST STANDARD DENSITY COMBO-D

PRODUCT PUBLICATION. VISIT CONNECTPOSITRONIC.COM/PRODUCTS/1/STANDARD DENSITY COMBO-D OR CONNECTPOSITRONIC.COM

3. DIMENSIONS ARE IN INCHES [MILLIMETERS].

		POSITRONIC INDUSTRIES INC. www.connectpositronic.com		FSCM 28198
		CBD SERIES	SCALE N.T.S.	DRAWN BY M. ENEA
DECIMAL TOL. ± 0.015 [0.38]		TITLE CBD13W3F37S600X		
ANGULAR TOL. $\pm 5^\circ$		DATE 3-11-03	DRAWING NUMBER SK4941	REV. A
		APPROVED BY R WILLIAMS		