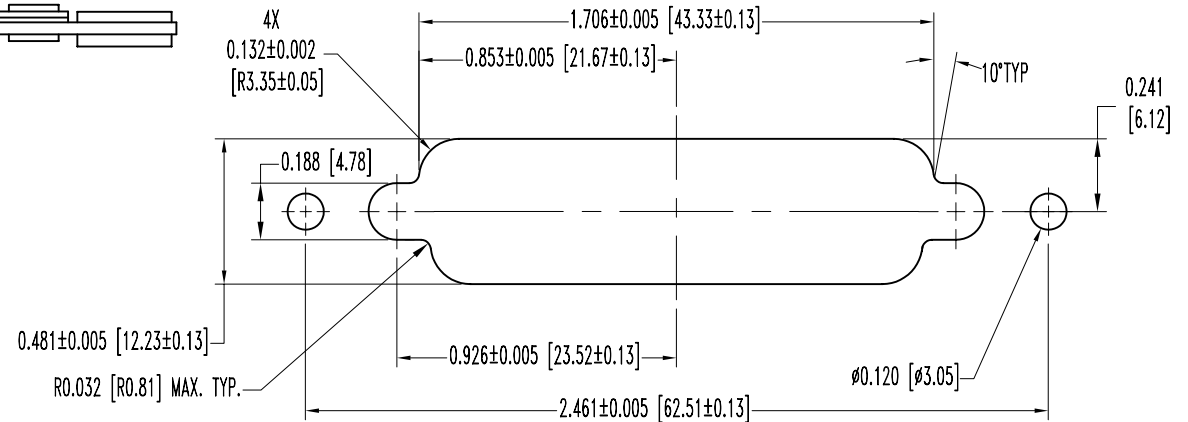
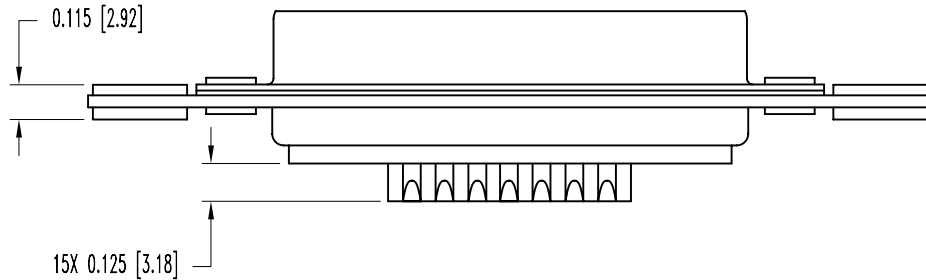
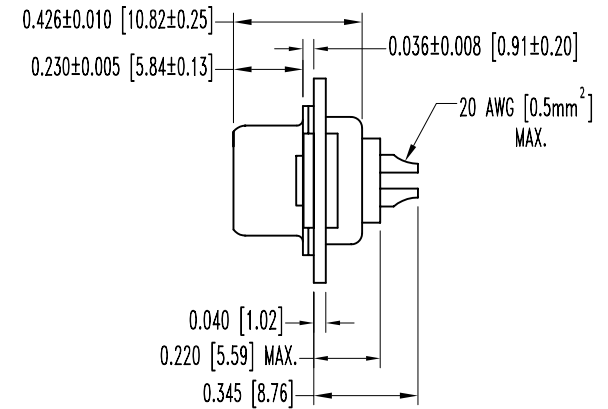
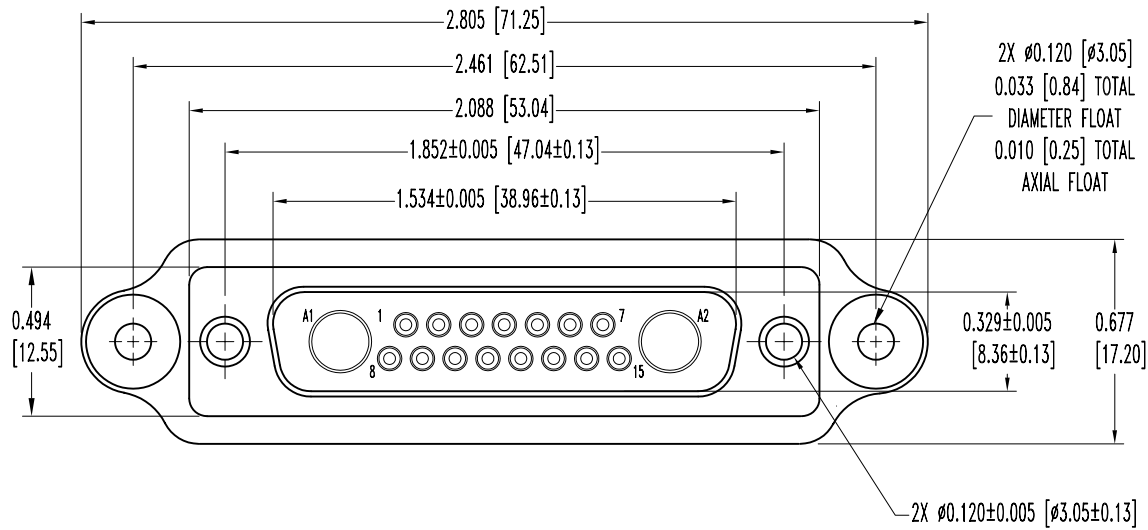


POSITRONIC INDUSTRIES BELIEVES THE DATA ON THIS DRAWING TO BE RELIABLE. SINCE THE TECHNICAL INFORMATION IS GIVEN FREE OF CHARGE, THE USER EMPLOYS SUCH INFORMATION AT HIS OWN DISCRETION AND RISK. POSITRONIC INDUSTRIES ASSUMES NO RESPONSIBILITY FOR RESULTS OBTAINED OR DAMAGES INCURRED FROM USE OF SUCH INFORMATION IN WHOLE OR IN PART.

DATE	REV	REVISION RECORD	APP	DR	CK
1-17-06	NC	ECO 25356		YK	



PANEL CUTOUT

NOTES:

1. MATERIALS AND FINISHES:

- INSULATOR: GLASS FILLED POLYESTER PER MIL-M-24519 UL94V-0, BLUE COLOR.
- CONTACTS: PRECISION MACHINED HIGH TENSILE PHOSPHOR BRONZE, GOLD FLASH OVER NICKEL.
- SHELLS: STEEL, ZINC PLATE YELLOW IRIDESCENT CHROMATE SEAL.
- MOUNTING PLATE: ALUMINUM, YELLOW ANODIZED.
- FLOAT BUSHINGS: BRASS, ZINC PLATE YELLOW IRIDESCENT CHROMATE SEAL.
- FLOAT WASHERS: BRASS, ZINC PLATE YELLOW IRIDESCENT CHROMATE SEAL.

2. ELECTRICAL CHARACTERISTICS:

- CONTACT CURRENT RATING: 7.5 AMP. NOMINAL.
- INITIAL CONTACT RESISTANCE: 0.008 OHMS MAXIMUM.
- INSULATOR RESISTANCE: 5 G OHMS.
- WORKING VOLTAGE: 300 V r.m.s.
- TEMPERATURE RANGE: -55°C TO +125°C.

- 3. MOS 759.1 ALLOWS FOR BLIND MATE MOUNTING PLATE TO BE INSTALLED.
- 4. CONNECTORS ARE ROHS COMPLIANT PER ROHS DIRECTIVE 2002/95/EC OF 27 JAN 2003.
- 5. DIMENSIONS ARE IN INCHES [MILLIMETERS].

 POSITRONIC INDUSTRIES INC. www.connectpositronic.com		SCALE N.T.S.		DRAWN BY YK	
DECIMAL TOL. ± 0.015 [0.38]		CBD SERIES		APPROVED BY	
TITLE CBD17W2M20000/AA-759.1					
DATE 1-17-06		DRAWING NUMBER SK6959		REV. NC	