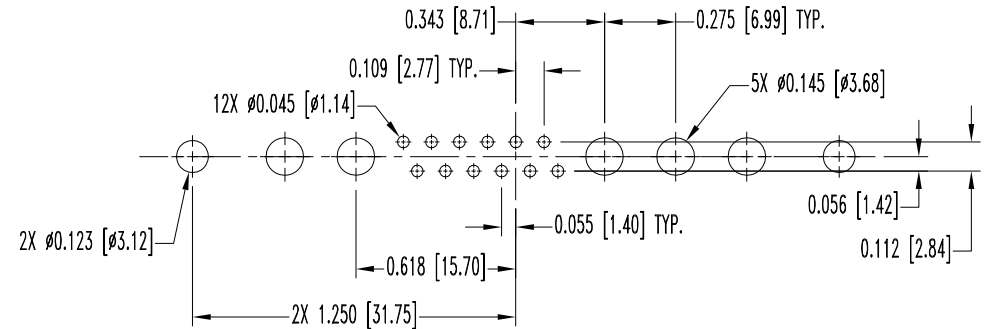
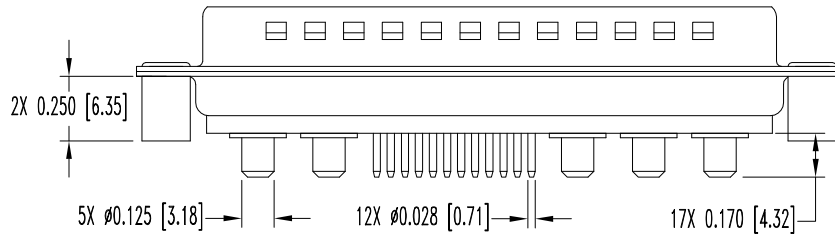
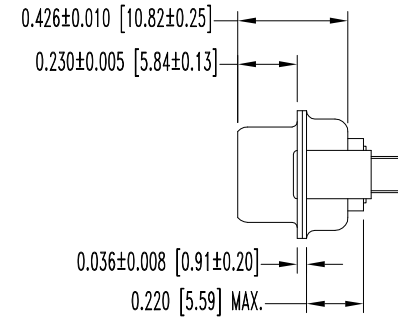
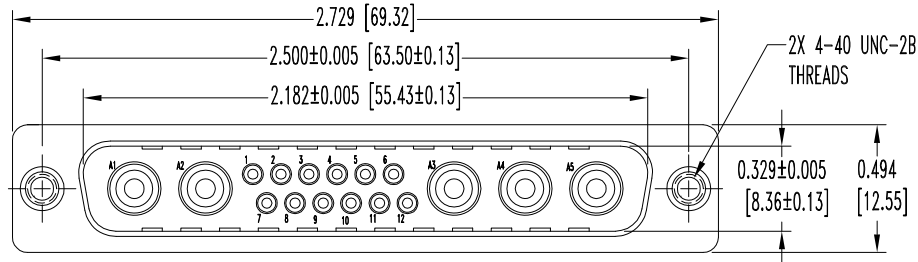


THIS DRAWING CONTAINS INFORMATION PROPRIETARY TO POSITRONIC AND ITS SUBSIDIARIES. POSITRONIC BELIEVES THE DATA ON THIS DRAWING TO BE RELIABLE. SINCE THE TECHNICAL INFORMATION IS GIVEN FREE OF CHARGE, THE USER EMPLOYS SUCH INFORMATION AT HIS OWN DISCRETION AND RISK. POSITRONIC ASSUMES NO RESPONSIBILITY FOR RESULTS OBTAINED OR DAMAGES INCURRED FROM USE OF SUCH INFORMATION IN WHOLE OR IN PART.

DATE	REV	REVISION RECORD	APP	DR	CK
5-15-06	NC	ECO 25963	TK	YK	COLE
4-2-07	A	ECO 27717	RCW	YK	TK
3-1-10	B	ECO 32171	COLE	ME	COLE



CONTACT HOLE PATTERN

NOTES:

- MATERIALS AND FINISHES:  
 INSULATOR: GLASS FILLED POLYESTER PER ASTM D5927, UL 94V-0, BLUE COLOR.  
 SIGNAL CONTACTS: PRECISION MACHINED BRASS ALLOY, GOLD FLASH OVER NICKEL PLATE.  
 POWER CONTACTS: MACHINED OF HIGH CONDUCTIVITY COPPER ALLOY, GOLD FLASH OVER NICKEL PLATE.  
 SHELLS: STEEL, TIN PLATED AND DIMPLED.  
 MOUNTING SPACERS: STEEL, TIN PLATE.
- DETAILED PRODUCT, ELECTRICAL, AND MECHANICAL INFORMATION IS AVAILABLE IN THE LATEST CBD PRODUCT PUBLICATION. VISIT [CONNECTPOSITRONIC.COM/PRODUCTS/1/STANDARD DENSITY COMBO](http://CONNECTPOSITRONIC.COM/PRODUCTS/1/STANDARD DENSITY COMBO) -D/ OR [CONNECTPOSITRONIC.COM](http://CONNECTPOSITRONIC.COM)
- CONNECTORS ARE ROHS COMPLIANT PER ROHS DIRECTIVE 2002/95/EC OF 27 JAN 2003.
- DIMENSIONS ARE IN INCHES [MILLIMETERS].

 <b>POSITRONIC INDUSTRIES INC.</b> www.connectpositronic.com		FSCM 28198	
DECIMAL TOL. ± 0.015 [0.38]		CBD SERIES N.T.S.	DRAWN BY YK APPROVED BY T.KEPLEY
TITLE CBD17W5M37S00Z/AA			
DATE 5-15-06		DRAWING NUMBER SK7394	
ANGULAR TOL. ± 5°		REV. B	