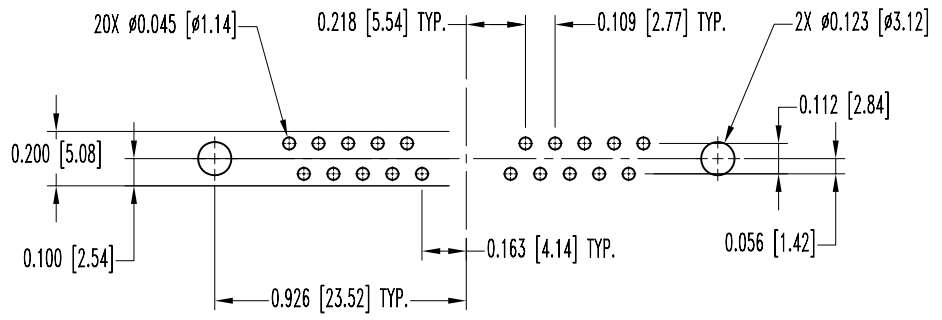
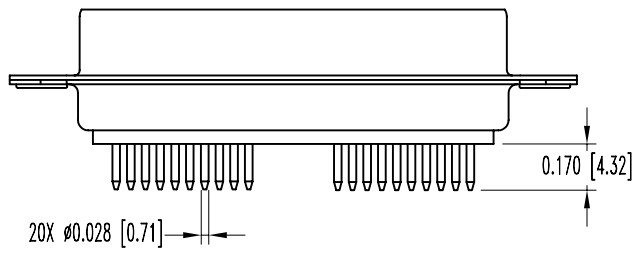
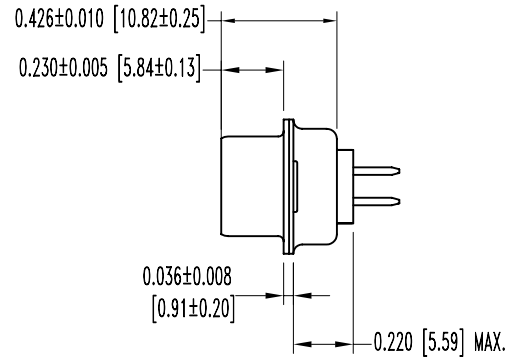
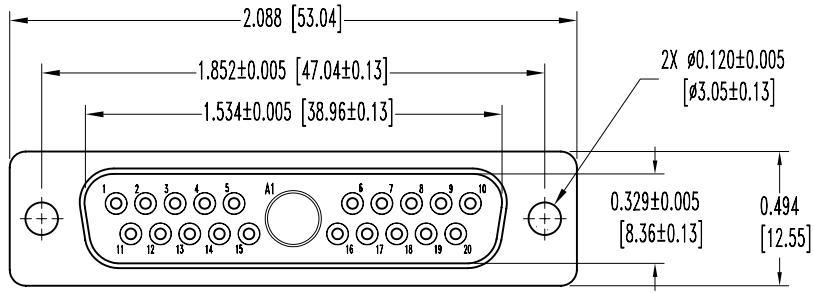


SK6751

POSITRONIC INDUSTRIES BELIEVES THE DATA ON THIS DRAWING TO BE RELIABLE. SINCE THE TECHNICAL INFORMATION IS GIVEN FREE OF CHARGE, THE USER EMPLOYS SUCH INFORMATION AT HIS OWN DISCRETION AND RISK. POSITRONIC INDUSTRIES ASSUMES NO RESPONSIBILITY FOR RESULTS OBTAINED OR DAMAGES INCURRED FROM USE OF SUCH INFORMATION IN WHOLE OR IN PART.

DATE	REV	REVISION RECORD	APP	DR	CK
11-21-05	NC	ECO 25088		ME	



CONTACT HOLE PATTERN

NOTES:

- MATERIALS AND FINISHES:  
 INSULATOR: GLASS FILLED POLYESTER PER MIL-M-24519, UL 94V-0, COLOR BLUE.  
 SHELLS: STEEL, TIN PLATED.  
 CONTACTS: PRECISION MACHINED BRASS ALLOY, GOLD FLASH OVER NICKEL PLATE.
- ELECTRICAL CHARACTERISTICS:  
 INITIAL CONTACT RESISTANCE: 0.008 OHMS MAXIMUM.  
 CONTACT CURRENT RATING: 7.5 AMP. NOMINAL.  
 INSULATOR RESISTANCE: 5 G OHMS.  
 WORKING VOLTAGE: 300 V r.m.s.
- CONNECTORS ARE ROHS COMPLIANT PER ROHS DIRECTIVE 2002/95/EC OF 27 JAN.2003.
- TEMPERATURE RANGE: -55°C TO +125°C.
- DIMENSIONS ARE IN INCHES [MILLIMETERS].

	<b>POSITRONIC INDUSTRIES INC.</b> www.connectpositronic.com		SCALE	DRAWN BY
	<b>CBD SERIES</b>		N.T.S.	M. ENEA
DECIMAL TOL. ± 0.015 [0.38]	TITLE <b>CBD21W1M3000X/AA</b>		APPROVED BY	
ANGULAR TOL. ± 5°	DATE 11-21-05	DRAWING NUMBER SK6751	REV. NC	