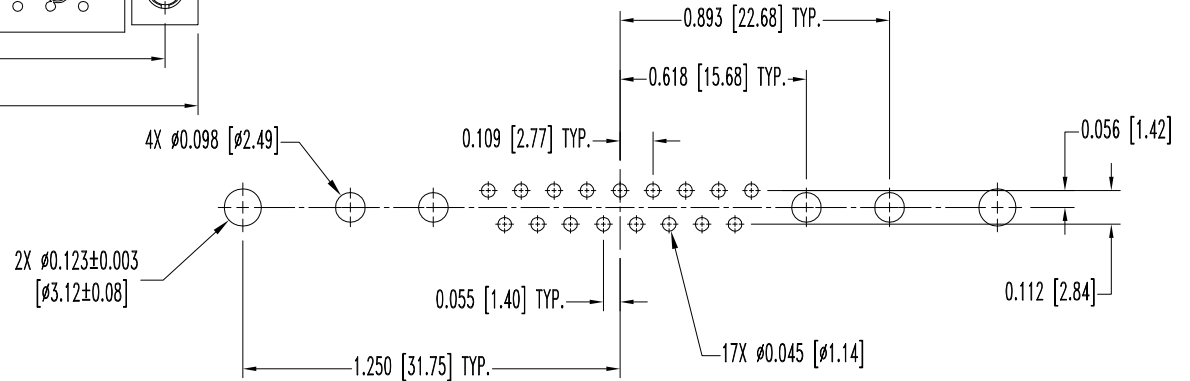
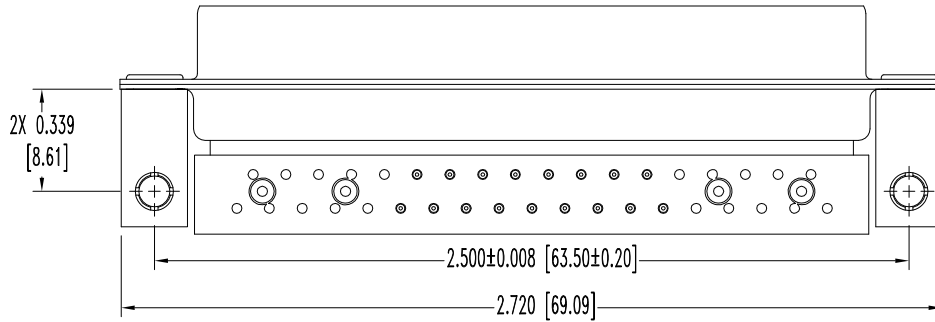
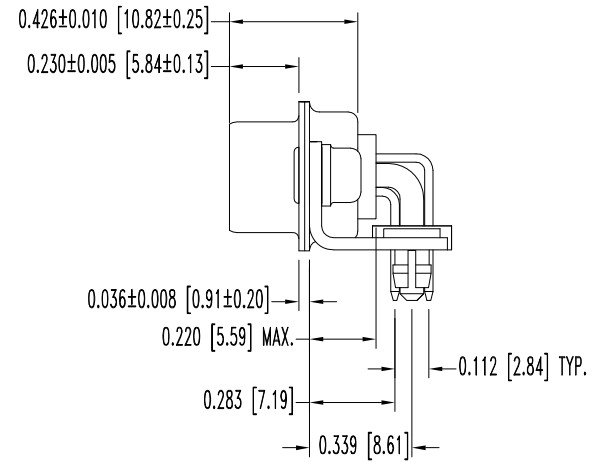
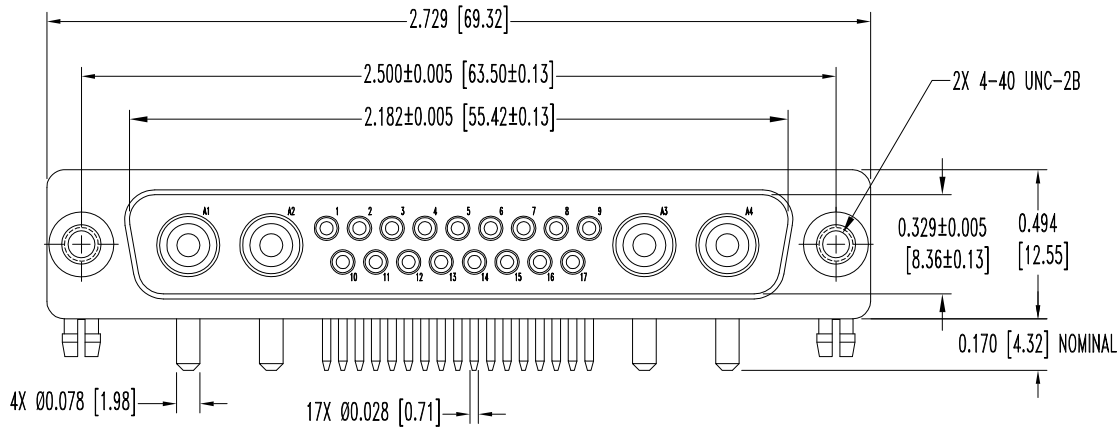


THIS DRAWING CONTAINS INFORMATION PROPRIETARY TO POSITRONIC AND ITS SUBSIDIARIES. POSITRONIC BELIEVES THE DATA ON THIS DRAWING TO BE RELIABLE. SINCE THE TECHNICAL INFORMATION IS GIVEN FREE OF CHARGE, THE USER EMPLOYS SUCH INFORMATION AT HIS OWN DISCRETION AND RISK. POSITRONIC ASSUMES NO RESPONSIBILITY FOR RESULTS OBTAINED OR DAMAGES INCURRED FROM USE OF SUCH INFORMATION IN WHOLE OR IN PART.

DATE	REV	REVISION RECORD	APP	DR	CK
12-19-08	NC	ECO 30401	TK	YK	COLE
3-10-10	A	ECO 32181	COLE	BS	COLE



NOTES:

1. MATERIALS AND FINISHES:

- INSULATOR: GLASS FILLED POLYESTER PER ASTM-D5927, UL 94V-0, COLOR: BLUE.
- CONTACTS: PRECISION MACHINED COPPER ALLOY, GOLD FLASH OVER NICKEL PLATE.
- SHELLS: STEEL, ZINC PLATE WITH CHROMATE SEAL.
- MOUNTING BRACKETS: BRASS, ZINC PLATE WITH CHROMATE SEAL.
- CLINCH NUTS: BRASS, ZINC PLATE WITH CHROMATE SEAL.
- PUSH FASTENERS: BERYLLIUM COPPER WITH TIN PLATE.
- ALIGNMENT BAR: GLASS FILLED NYLON, COLOR: BLACK.

2. DETAILED PRODUCT, MECHANICAL, AND ELECTRICAL INFORMATION IS AVAILABLE IN THE LATEST STANDARD DENSITY COMBO-D

PRODUCT PUBLICATION. VISIT [CONNECTPOSITRONIC.COM/PRODUCTS/1/STANDARD DENSITY COMBO-D](http://CONNECTPOSITRONIC.COM/PRODUCTS/1/STANDARD DENSITY COMBO-D) OR [CONNECTPOSITRONIC.COM](http://CONNECTPOSITRONIC.COM).

3. DIMENSIONS ARE IN INCHES [MILLIMETERS].

CONTACT HOLE PATTERN

	<b>POSITRONIC INDUSTRIES INC.</b> www.connectpositronic.com		FSCM 28198
	CBD SERIES	SCALE N.T.S.	DRAWN BY YK
DECIMAL TOL. ± 0.015 [0.38]	TITLE CBD21WA4M55R8N00		
ANGULAR TOL. ± 5°	DATE 12-19-08	DRAWING NUMBER SK10123	REV. A
		APPROVED BY T KEPLER	