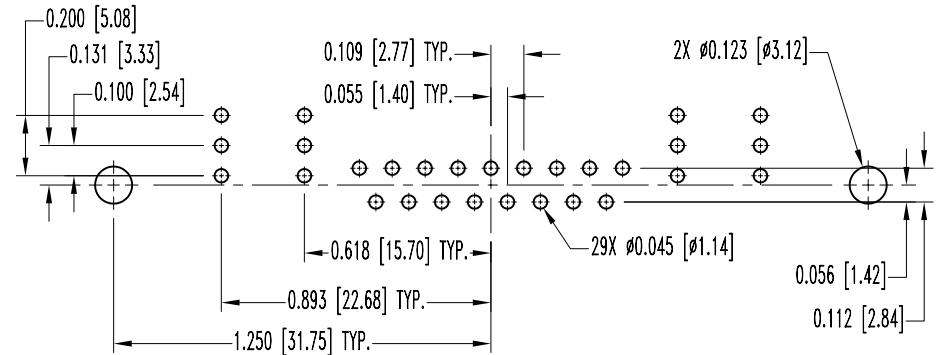
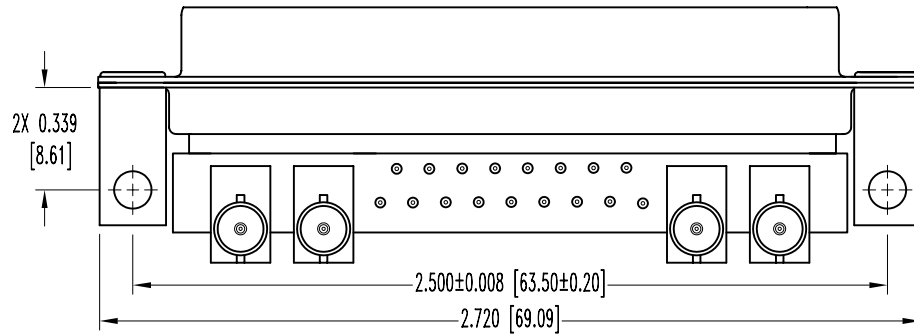
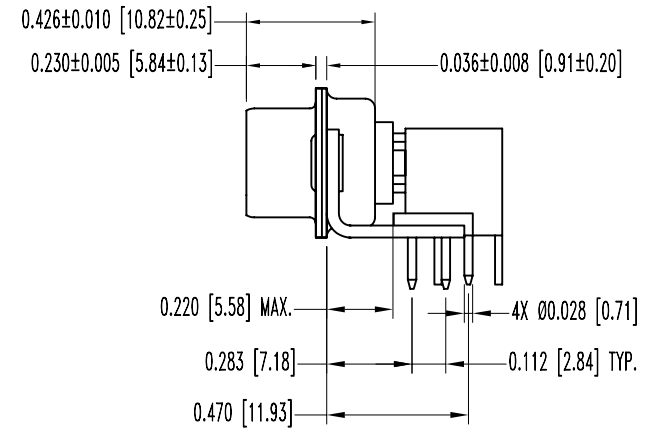
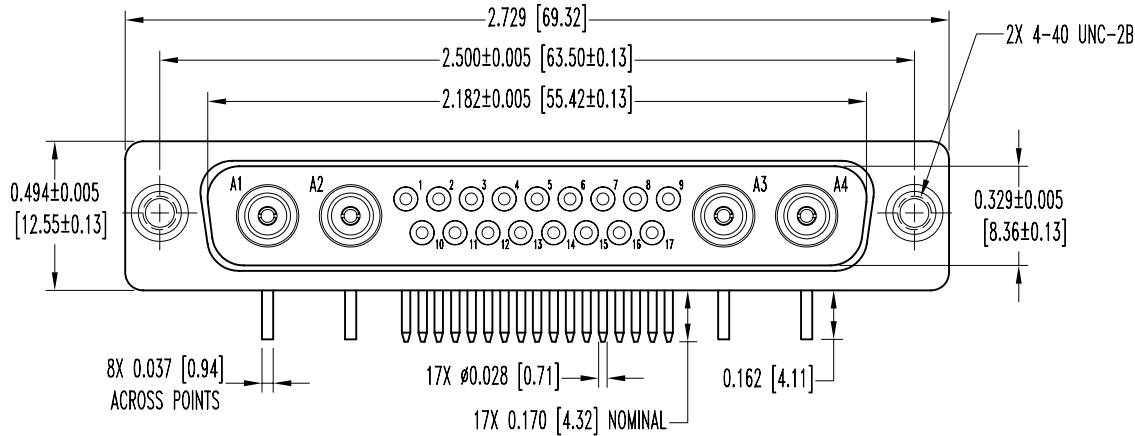


SK6642

POSITRONIC INDUSTRIES BELIEVES THE DATA ON THIS DRAWING TO BE RELIABLE. SINCE THE TECHNICAL INFORMATION IS GIVEN FREE OF CHARGE, THE USER EMPLOYS SUCH INFORMATION AT HIS OWN DISCRETION AND RISK. POSITRONIC INDUSTRIES ASSUMES NO RESPONSIBILITY FOR RESULTS OBTAINED OR DAMAGES INCURRED FROM USE OF SUCH INFORMATION IN WHOLE OR IN PART.

DATE	REV	REVISION RECORD	APP	DR	CK
10-14-05	NC	ECO 24856		ME	



CONTACT HOLE PATTERN

NOTES:

1. MATERIALS AND FINISHES:

INSULATOR: GLASS FILLED POLYESTER PER MIL-M-24519 UL 94V-0, COLOR: BLUE.
 SIGNAL CONTACTS: PRECISION MACHINED BRASS ALLOY, GOLD FLASH OVER NICKEL PLATE.
 SHIELDED CONTACTS: COPPER ALLOY WITH PTFE TEFLON INSULATOR.
 PLATING: SIGNAL CONTACT: 0.000030 [0.75µ] GOLD OVER NICKEL.
 CONTACT BODY: GOLD FLASH OVER NICKEL.

SHELLS: STAINLESS STEEL PASSIVATED.
 MOUNTING BRACKETS: BRASS, ZINC PLATE WITH DICHROMATE SEAL.

2. ELECTRICAL CHARACTERISTICS:

SIGNAL CONTACTS:
 CONTACT CURRENT RATING: 7.5 AMPERES NOMINAL.
 INITIAL CONTACT RESISTANCE: 0.008 OHMS MAXIMUM.
 SHIELDED CONTACTS:
 INITIAL CONTACT RESISTANCE: 0.008 OHMS MAXIMUM.

NOMINAL IMPEDANCE: 50 OHMS.
 INSERTION LOSS: -0.46 dB AT 1 GHz
 -1.5 dB AT 2 GHz
 VSWR: 1.15 AVERAGE AT 1 GHz
 1.56 AVERAGE AT 2 GHz
 INSULATOR RESISTANCE: 5 G OHMS.
 WORKING VOLTAGE: 300 V r.m.s.
 3. TEMPERATURE RANGE: -55°C TO +125°C.
 4. DIMENSIONS ARE IN INCHES [MILLIMETERS].

	POSITRONIC INDUSTRIES INC. www.connectpositronic.com		SCALE	DRAWN BY
	CBD SERIES		N.T.S.	M. ENEA
DECIMAL TOL. ± 0.015 [0.38]	TITLE CBD21WA4M85R700S		APPROVED BY	
ANGULAR TOL. ± 5°	DATE 10-14-05	DRAWING NUMBER SK6642	REV. NC	