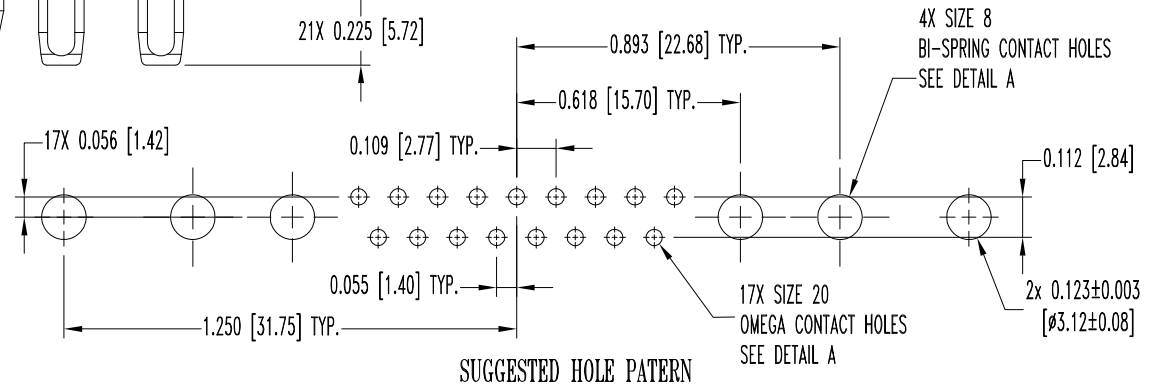
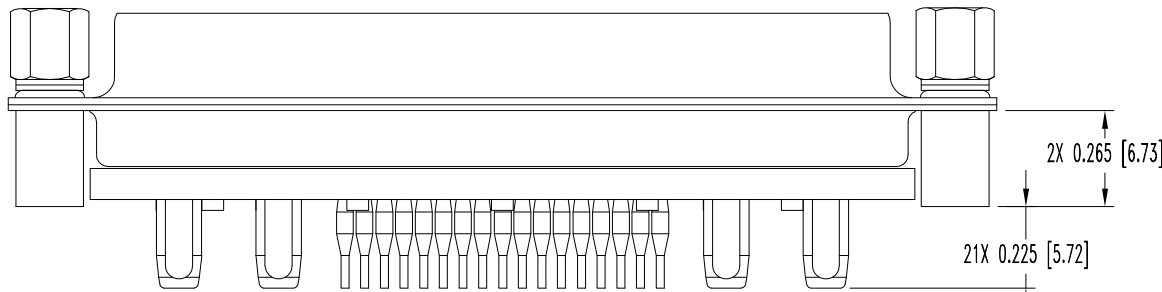
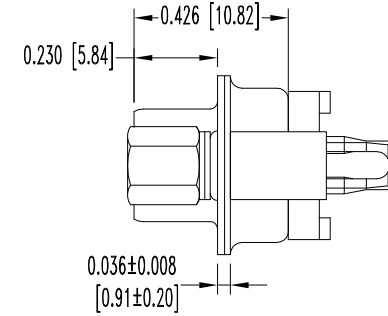
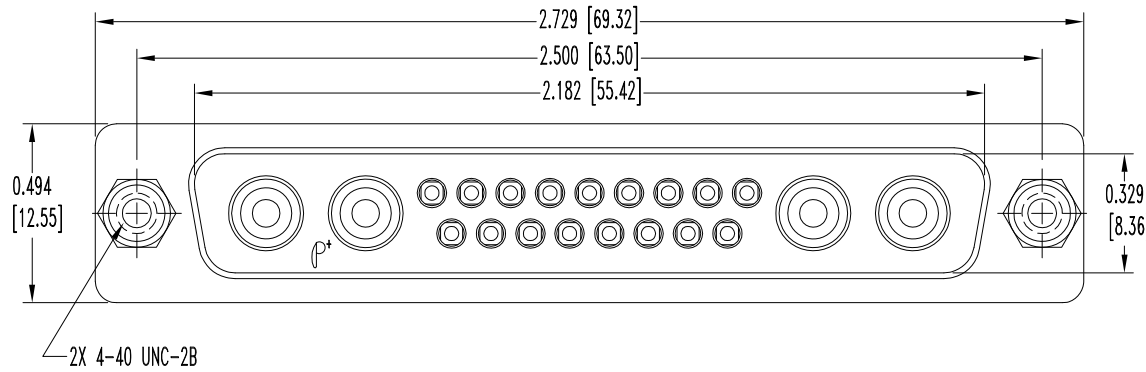


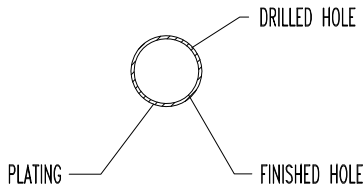
THIS DRAWING CONTAINS INFORMATION PROPRIETARY TO POSITRONIC AND ITS SUBSIDIARIES. POSITRONIC BELIEVES THE DATA ON THIS DRAWING TO BE RELIABLE. SINCE THE TECHNICAL INFORMATION IS GIVEN FREE OF CHARGE, THE USER EMPLOYS SUCH INFORMATION AT HIS OWN DISCRETION AND RISK. POSITRONIC ASSUMES NO RESPONSIBILITY FOR RESULTS OBTAINED OR DAMAGES INCURRED FROM USE OF SUCH INFORMATION IN WHOLE OR IN PART.

DATE	REV	REVISION RECORD	APP	DR	CK
10-17-00	NC	ECO 16883	RCW	ME	MZ
12-18-00	A	ECO 17153	RCW	ME	TK
10-7-05	B	ECO 24787	RCW	TH	TK
3-3-10	C	ECO 32188	TK	ME	TK



NOTES:

- MATERIALS AND FINISHES:
 INSULATORS - GLASS FILLED POLYESTER PER ASTM D5927, UL 94V-0, BLUE COLOR.
 SIGNAL CONTACTS - COPPER ALLOY WITH GOLD FLASH OVER NICKEL.
 POWER CONTACTS - COPPER ALLOY WITH GOLD FLASH OVER NICKEL.
 SHELLS - STEEL WITH ZINC PLATE AND DICHROMATE SEAL.
 SPACER - STEEL WITH ZINC PLATE AND DICHROMATE SEAL.
 JACKSCREWS - BRASS WITH ZINC PLATE AND DICHROMATE SEAL.
- DETAILED PRODUCT, ELECTRICAL, AND MECHANICAL INFORMATION IS AVAILABLE IN THE LATEST CBD PRODUCT PUBLICATION. VISIT CONNECTPOSITRONIC.COM/PRODUCTS/1/STANDARDENSITYCOMBO -D/ OR CONNECTPOSITRONIC.COM
- DIMENSIONS ARE IN INCHES [MILLIMETERS].



PRESS FIT CONTACT HOLES SEE SK6370
 DETAIL A

	POSITRONIC INDUSTRIES INC. www.connectpositronic.com		FSCM 28198
	CBD SERIES	SCALE N.T.S.	DRAWN BY M. ENEA
DECIMAL TOL. ± 0.015 [0.38]	TITLE CBD21WA4M93SOT20		
ANGULAR TOL. ± 5°	DATE 10-17-00	DRAWING NUMBER SK3454	REV. C
		APPROVED BY RCW	