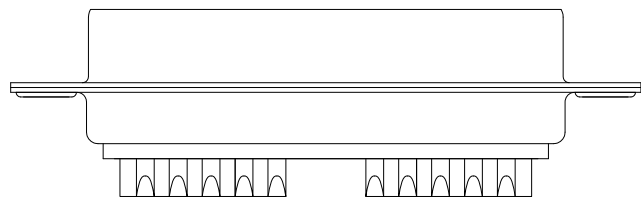
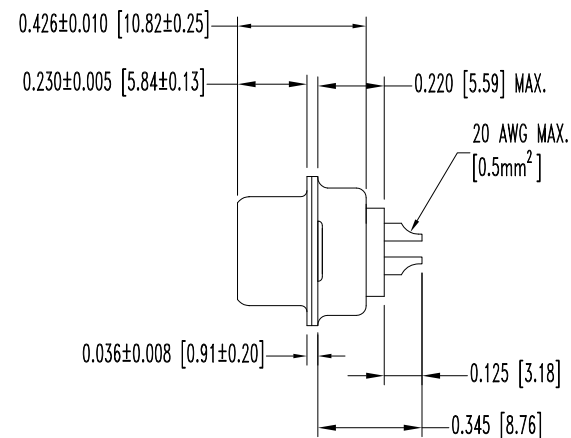
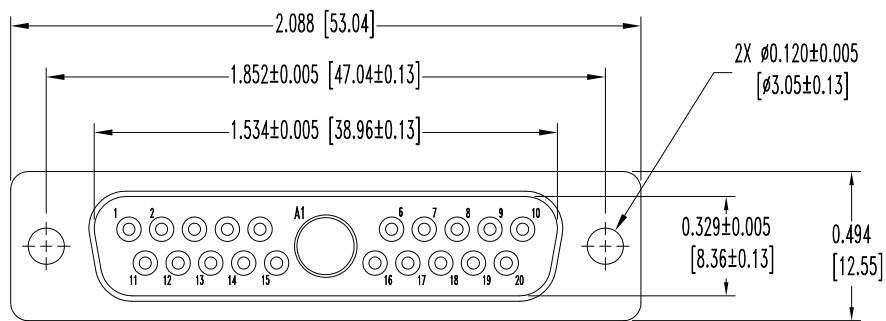


SK9322

THIS DRAWING CONTAINS INFORMATION PROPRIETARY TO POSITRONIC AND ITS SUBSIDIARIES. POSITRONIC BELIEVES THE DATA ON THIS DRAWING TO BE RELIABLE. SINCE THE TECHNICAL INFORMATION IS GIVEN FREE OF CHARGE, THE USER EMPLOYS SUCH INFORMATION AT HIS OWN DISCRETION AND RISK. POSITRONIC ASSUMES NO RESPONSIBILITY FOR RESULTS OBTAINED OR DAMAGES INCURRED FROM USE OF SUCH INFORMATION IN WHOLE OR IN PART.

DATE	REV	REVISION RECORD	APP	DR	CK
3-20-08	NC	ECO 29152	RCW	YK	TK



NOTES:

- MATERIALS AND FINISHES:
 INSULATOR: GLASS FILLED POLYESTER PER MIL-M-24519 UL 94V-0, BLUE COLOR.
 CONTACTS: PRECISION MACHINED BRASS ALLOY, 0.000050 [1.27μ] GOLD OVER NICKEL FINISH.
 SHELLS: STEEL, ZINC PLATE WITH CHROMATE SEAL.
- ELECTRICAL CHARACTERISTICS:
 CONTACT CURRENT RATING: 7.5 AMPERES NOMINAL.
 INITIAL CONTACT RESISTANCE: 0.008 OHMS MAXIMUM.
 INSULATOR RESISTANCE: 5 G OHMS.
 WORKING VOLTAGE: 300 V r.m.s.
- TEMPERATURE RANGE: -55°C TO +125°C.
- CONNECTORS ARE ROHS COMPLIANT PER ROHS DIRECTIVE 2002/95/EC OF 27 JAN 2003.
- DIMENSIONS ARE IN INCHES [MILLIMETERS].

	POSITRONIC INDUSTRIES INC. www.connectpositronic.com		FSCM 28198
	DECIMAL TOL. ± 0.015 [0.38]	CBM SERIES	SCALE N.T.S.
ANGULAR TOL. ± 5°	DATE 3-20-08	TITLE CBM21W1M20000/AA	APPROVED BY R. WILLIAMS
	DRAWING NUMBER SK9322	REV. NC	