

## ORDERING INFORMATION - CODE NUMBERING SYSTEM

Specify Complete Connector By Selecting An Option From Step 1 Through 8

STEP	1	2	3	4	5	6	7	8	9	10
<b>EXAMPLE</b>	<b>EVD</b>	<b>25</b>	<b>P</b>	<b>1</b>	<b>0</b>	<b>Z</b>	<b>0</b>	<b>S</b>	<b>/AA</b>	
<b>STEP 1 - BASIC SERIES</b> EVD Series										<b>STEP 10 - SPECIAL OPTIONS</b> Consult Technical Sales
<b>STEP 2 - EVD Connector Variants</b> 9, 15, 25, 37, 50										<b>STEP 9 - ENVIRONMENTAL COMPLIANCE OPTIONS</b> /AA - Compliant per EU Directive 2002/95/EC (RoHS) <b>NOTE:</b> If compliance to environmental legislation is not required, this step will not be used. Example: EVD25P10Z0S
<b>STEP 3 - CONNECTOR GENDER</b> P - Male with interfacial seal S - Female - PosiBand closed entry contact design										<b>STEP 8 - SHELL OPTIONS</b> *2S - Stainless steel, passivated. 0 - Zinc plated with chromate seal.
<b>STEP 4 - Type of Contacts</b> 0 - Contacts ordered separately. See pages 39 & 40 . 1 - Crimp, 20 AWG - 24 AWG [0.5 mm <sup>2</sup> - 0.25 mm <sup>2</sup> ] kitted with connector. 2 - Solder, 20 AWG - 24 AWG [0.5 mm <sup>2</sup> - 0.25 mm <sup>2</sup> ] kitted with connector.										<b>*1 STEP 7 - LOCKING SYSTEMS</b> 0 - None. Use only with 'Z' or 'Z4' (step 6). T2 - Fixed female jackscrews. E - Rotating male jackscrews.
<b>*1 STEP 5 - MOUNTING STYLE</b> 0 - Mounting hole, 0.120 [3.05] diameter. F - Float mounts, universal. S2 - Swaged spacer, 4-40 threads, 0.125 [3.18] length. S5 - Swaged locknut, 4-40 threads.										<b>*1 STEP 6 - HOODS</b> 0 - None. Z - Composite hood with rotating male jackscrews. Z4 - Composite hood with fixed female jackscrews.



**EVD SERIES**

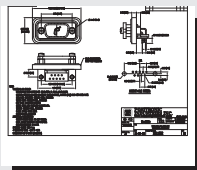

**NOTES:**

- \*1 For additional information listed in Steps 5, 6, and 7, see the Accessories section, page 42.
- \*2 For stainless steel dimpled male versions, contact Technical Sales.

For information regarding **REMOVABLE CONTACTS**, see illustration/drawing and charts on pages 39 & 40 .

### Do you need 2-D drawings or 3-D models?

Once you have made a connector selection, contact Technical Sales if you would like a 2-D drawing or 3-D model. If we do not have your specific part number on file, we can create one for you. Or, please visit [www.connectpositronic.com](http://www.connectpositronic.com) and use the search function.



## MILITARY LEVEL REMOVABLE CRIMP CONTACT FOR USE WITH EVD SERIES CONNECTORS

### SIZE 20

Note: Connectors can be kitted with all applicable crimp contacts, contact Technical Sales for connector part number.

#### \*MILITARY SPECIFICATION CONTACTS

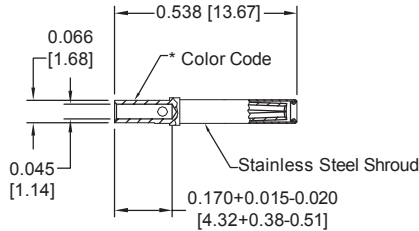
**STANDARD FINISH:**  
0.000050 inch [1.27μ] gold over nickel

**COLOR CODE:**

**MALE CONTACT:**  
ORANGE/BLUE/WHITE

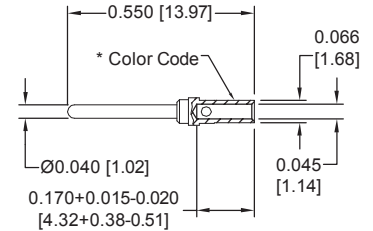
**FEMALE CONTACT:**  
ORANGE/BLUE/GRAY

#### FEMALE CONTACT "CLOSED ENTRY" DESIGN



FEMALE PART NUMBER	WIRE SIZE AWG/[mm <sup>2</sup> ]
*M39029/63-368	20 / 22 / 24 [0.5/0.3/0.25]

#### MALE CONTACT



MALE PART NUMBER	WIRE SIZE AWG/[mm <sup>2</sup> ]
*M39029/64-369	20 / 22 / 24 [0.5/0.3/0.25]



## INDUSTRIAL / MILITARY LEVEL REMOVABLE CRIMP CONTACT FOR USE WITH EVD SERIES CONNECTORS

### SIZE 20

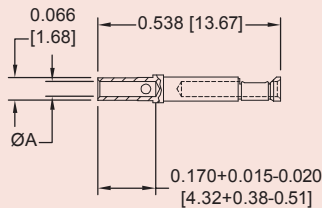


Authentic **POSITRONIC**  
**PosiBand**

These contacts utilize authentic Positronic PosiBand® technology. Protected by U.S. Patent 7,115,002

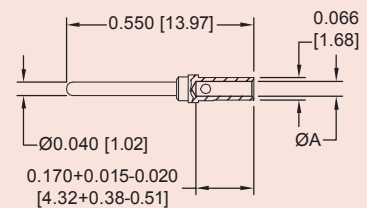
Note: Connectors can be kitted with all applicable crimp contacts, contact Technical Sales for connector part number.

#### FEMALE CONTACT "CLOSED ENTRY" DESIGN



FEMALE PART NUMBER	WIRE SIZE AWG/[mm <sup>2</sup> ]	ØA
FC6020D2-14	20 / 22 / 24 [0.5/0.3/0.25]	0.045 [1.14]

#### MALE CONTACT



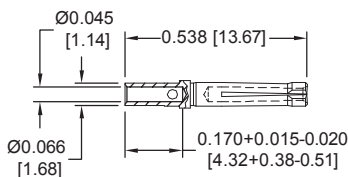
MALE PART NUMBER	WIRE SIZE AWG/[mm <sup>2</sup> ]	ØA
MC6020D-14	20 / 22 / 24 [0.5/0.3/0.25]	0.045 [1.14]

## PROFESSIONAL LEVEL REMOVABLE CRIMP CONTACT FOR USE WITH EVD SERIES CONNECTORS

### SIZE 20

#### FEMALE CONTACT

"ROBI-D" OPEN ENTRY DESIGN



FEMALE PART NUMBER	WIRE SIZE AWG/[mm <sup>2</sup> ]
FC6520D-14	20 / 22 / 24 [0.5/0.3/0.25]

Note: Connectors can be kitted with all applicable crimp contacts, contact Technical Sales for connector part number.

For information regarding **CRIMP TOOL AND CRIMPING TOOL TECHNIQUES**, see page 47.



Positronic Industries  
connectpositronic.com

# EVD SERIES

MILITARY / INDUSTRIAL QUALITY  
FOR MILITARY AND SEVERE INDUSTRIAL ENVIRONMENTAL APPLICATIONS  
STANDARD DENSITY REMOVABLE CONTACTS

Environmental  
D-Sub



## REMOVABLE THERMOCOUPLE CRIMP CONTACT

FOR USE WITH EVD SERIES CONNECTORS

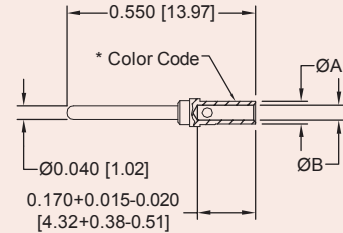
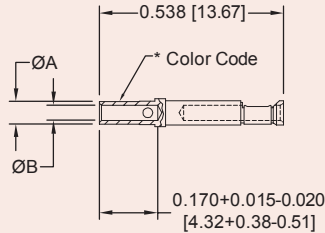
SIZE 20

Note: Connectors can be kitted with all applicable crimp contacts, contact Technical Sales for connector part number.



FEMALE CONTACT  
"CLOSED ENTRY" DESIGN

MALE CONTACT



TYPE	MATERIAL	FEMALE PART NUMBER	MALE PART NUMBER	COLOR CODE	WIRE SIZE AWG [mm <sup>2</sup> ]	ØA	ØB
K	CHROMEL (+)	FC6020D2CH <sup>††</sup>	MC6020DCH <sup>†</sup>	WHITE	20 / 22 / 24 [0.5 / 0.3 / 0.25]	0.066 [1.68]	0.045 [1.14]
	ALUMEL (-)	FC6020D2AL <sup>††</sup>	MC6020DAL <sup>†</sup>	GREEN	20 / 22 / 24 [0.5 / 0.3 / 0.25]	0.066 [1.68]	0.045 [1.14]
T	COPPER (+)	FC6020D2CU <sup>††</sup>	MC6020DCU <sup>†</sup>	RED	20 / 22 / 24 [0.5 / 0.3 / 0.25]	0.066 [1.68]	0.045 [1.14]
	CONSTANTAN (-)	FC6020D2CO <sup>††</sup>	MC6020DCO <sup>†</sup>	YELLOW	20 / 22 / 24 [0.5 / 0.3 / 0.25]	0.066 [1.68]	0.045 [1.14]
E	CHROMEL (+)	FC6020D2CH <sup>††</sup>	MC6020DCH <sup>†</sup>	WHITE	20 / 22 / 24 [0.5 / 0.3 / 0.25]	0.066 [1.68]	0.045 [1.14]
	CONSTANTAN (-)	FC6020D2CO <sup>††</sup>	MC6020DCO <sup>†</sup>	YELLOW	20 / 22 / 24 [0.5 / 0.3 / 0.25]	0.066 [1.68]	0.045 [1.14]

For more information on the availability of Type J thermocouple contacts, and information about thermocouple contacts with printed circuit board solder termination, please contact Technical Sales.

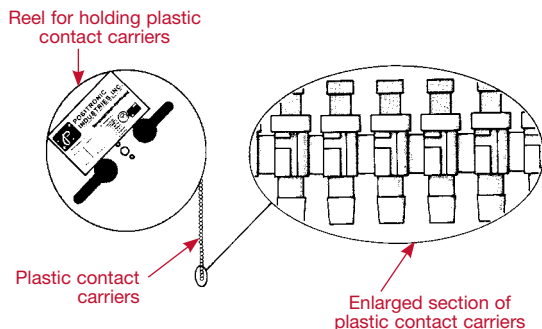
Chromel<sup>®</sup> and Alumel<sup>®</sup> are registered trademarks of Hoskins Manufacturing Company.

<sup>†</sup>Dimensionally equivalent to M39029/64-369

<sup>††</sup>Dimensionally equivalent to M39029/63-368

For information regarding **CRIMP TOOL AND CRIMPING TOOL TECHNIQUES**, see page 47.

## CONTACT REELS FOR AUTOMATIC PNEUMATIC CRIMP TOOLS



Contacts may be supplied in plastic carriers, packaged in reels holding 2,000 contacts for use with the automatic pneumatic crimp tools, catalog part numbers 9550-0 and 9550-1; packaged in reels holding 1,000 contacts for use with the automatic pneumatic crimp tools, catalog part number 9555-0-2. The same type carrier is used for both male and female contacts.

All male and female crimp contacts can be ordered in reels by adding letter "R" after the contact part number, such as MC6020DR for a male contact and FC6026D2R for a female contact.

EVD SERIES

POSITRONIC INDUSTRIES

*Connector Excellence*<sup>®</sup>

**Connector Families**

**Power**

D-SUBMINIATURE

**Circular**

RECTANGULAR

**Hermetic**

**THERMOCOUPLE**

**POSITRONIC INDUSTRIES, INC.**

423 N Campbell Avenue • PO Box 8247 • Springfield, MO 65801  
Tel (417) 866-2322 • Fax (417) 866-4115 • Toll Free (800) 641-4054  
info@connectpositronic.com

**POSITRONIC INDUSTRIES, S.A.S.**

Zone Industrielle d'Engachies • 46 Route d'Engachies  
France 32020 Auch Cedex 9  
Telephone 33 5 62 63 44 91 • Fax 33 5 62 63 51 17  
contact@connectpositronic.com

**POSITRONIC ASIA PTE LTD.**

3014A Ubi Road 1 #07-01 • Singapore 408703  
Telephone (65) 6842 1419 • Fax (65) 6842 1421  
singapore@connectpositronic.com



**POSITRONIC**<sup>®</sup>  
GLOBAL *Connector* SOLUTIONS

Quality Solutions

**Reliable Service**