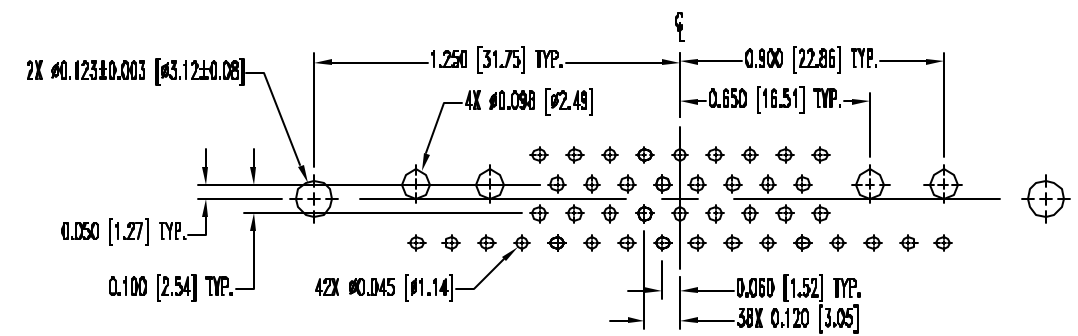
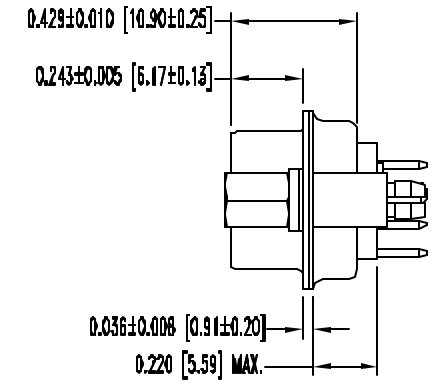
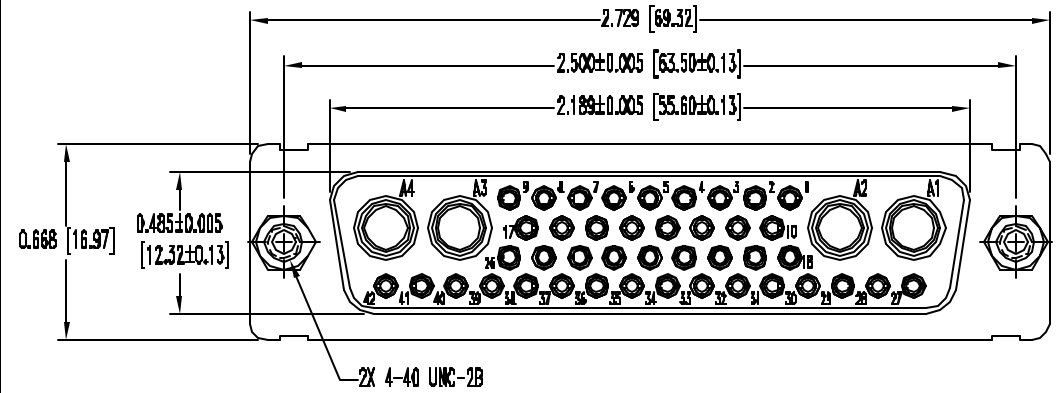
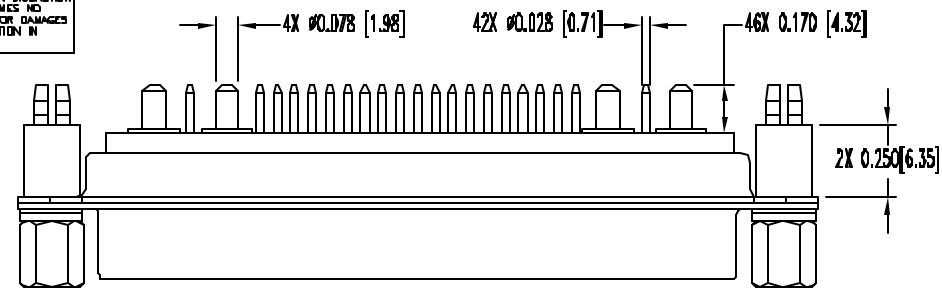


POSITRONIC INDUSTRIES BELIEVES THE DATA ON THIS DRAWING TO BE RELIABLE, SINCE THE TECHNICAL INFORMATION IS GIVEN FREE OF CHARGE, THE USER EMPLOYER BUCH INFORMATION AT HIS OWN DISCRETION AND RISK. POSITRONIC INDUSTRIES ASSUMES NO RESPONSIBILITY FOR RESULTS OBTAINED OR DAMAGES INCURRED FROM USE OF SUCH INFORMATION IN WHOLE OR IN PART.

SK4026

| DATE    | REV | REVISION RECORD | APP | DR | CK |
|---------|-----|-----------------|-----|----|----|
| 11-7-01 | NC  | ECO 18586       |     | ME |    |
|         |     |                 |     |    |    |
|         |     |                 |     |    |    |



CONTACT HOLE PATTERN

NOTES:

- MATERIALS AND FINISHES:**  
 INSULATOR: GLASS FILLED POLYESTER PER MIL-M-24519 UL 94V-0, BLUE COLOR.  
 SIGNAL CONTACTS: PRECISION MACHINED HIGH TENSILE PHOSPHOR BRONZE, GOLD FLASH OVER NICKEL PLATE.  
 POWER CONTACTS: COPPER ALLOY, GOLD FLASH OVER NICKEL PLATE.  
 SHELLS: STEEL WITH TIN PLATE.  
 PUSH FASTENER: PHOSPHOR BRONZE, TIN PLATE.  
 JACKSCREW SOCKET: BRASS, ZINC PLATE WITH DICHRONATE SEAL.
- ELECTRICAL CHARACTERISTICS:**  
 CONTACT CURRENT RATING: SIGNAL: 7.5 AMPERES NOMINAL. POWER: 15 AMPERES NOMINAL.  
 INITIAL CONTACT RESISTANCE: SIGNAL: 0.008 OHMS MAXIMUM. POWER: 0.005 OHMS MAXIMUM.  
 INSULATOR RESISTANCE: 5 G OHMS.  
 WORKING VOLTAGE: 300 V r.m.s.
- TEMPERATURE RANGE:** -55°C TO +125°C.
- DIMENSIONS ARE IN INCHES [MILLIMETERS].**

|                     |  |                            |
|---------------------|--|----------------------------|
|                     | <b>POSITRONIC INDUSTRIES INC.</b><br>www.connectpositronic.com |                            |
|                     | DECIMAL TOL.<br>±0.015 [0.38]                                  | SCALE<br>N.T.S.            |
| WF # 4147           | TITLE<br><b>CBD46W4F35S60T2X</b>                               | DRAWN BY<br><b>M. ENBA</b> |
| ANGULAR TOL.<br>±5° | DATE<br><b>11-7-01</b>   | APPROVED BY<br>_____       |
|                     | DRAWING NUMBER<br><b>SK4026</b>                                | REV.<br><b>NC</b>          |